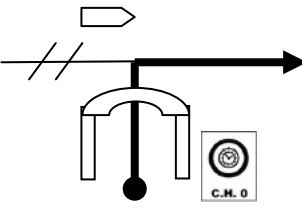


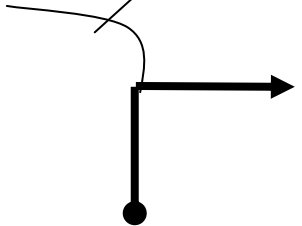


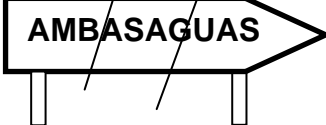
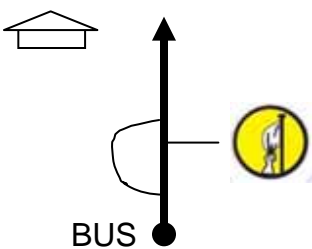

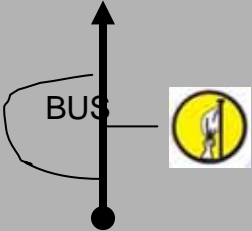



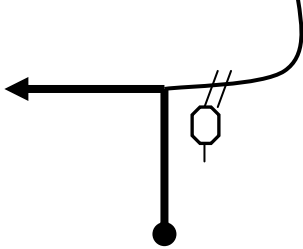

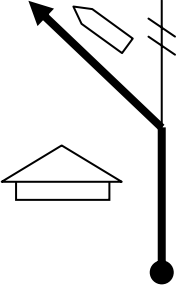


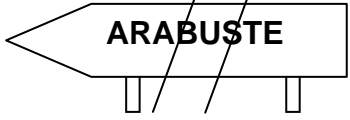
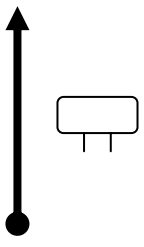

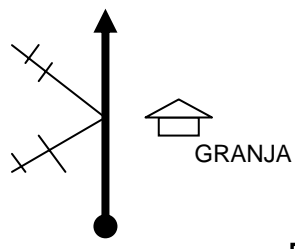
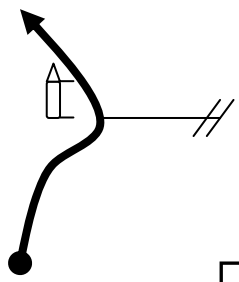

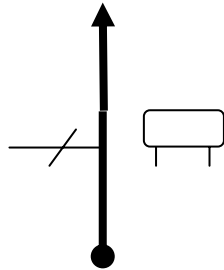

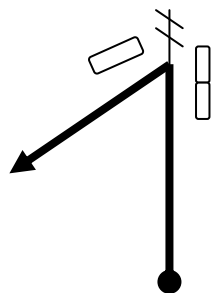



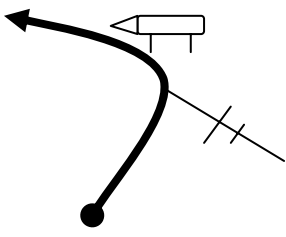
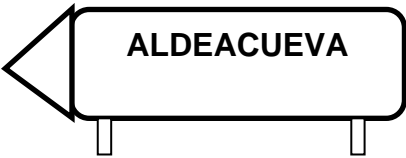
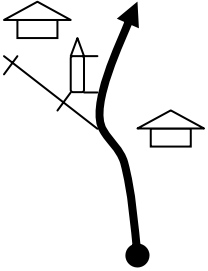
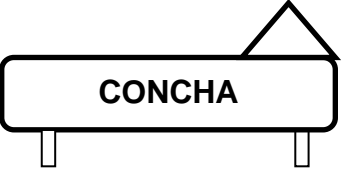
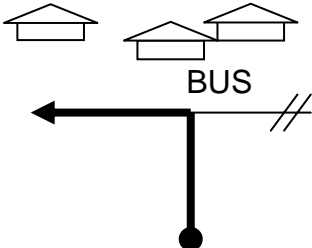
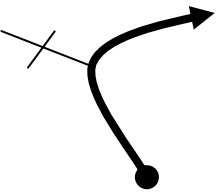
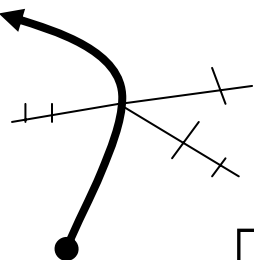
ENLACE		DISTANCIA	TIEMPO
De Salida de Rallysprint a Salida de Tramo		0,950	
DIST. TOTAL	DIST. PARCIAL	DIRECCION	INFORMACION
0,000	0,000		Plaza de Karrantza Podium de Salida  
		1	
0,250	0,250		Bl. 3622 
		2	
0,575	0,325		Bl. 3622 
		3	
0,950	0,375		BI - 3622 SALIDA DE TRAMO 
		4	100 mts. Despuésde Hito 55

ENLACE	DISTANCIA	TIEMPO
De Salida de Tramo a Salida de Tramo	30,400	

DIST. TOTAL	DIST. PARCIAL	DIRECCION	INFORMACION	DIST. REGRE
0,000	0,000		BI – 3622 SALIDA DE TRAMO 	30,400
10,800	10,800		BI – 3622 	19,600
10,900	0,100		BI – 3622 x N 629 	19,500
12,250	1,350		N 629 x C. Local s/nº 	18,150
13,450	1,200		C. Local s/nº 	16,950

ENLACE		DISTANCIA	TIEMPO	
De Salida de Tramo a Salida de Tramo		30,400		
DIST. TOTAL	DIST. PARCIAL	DIRECCION	INFORMACION	DIST. REGRE
13,725	0,275		C. Local s/nº 	16,675
14.600	0,875		C. Local s/nº SEGUIR RECTO	15,800
14,750	0,150		C. Local s/nº 	15,650
17,450	2,700		C. Local s/nº 	12,950
17,700	0,250		C. Local s/nº 	12,700

ENLACE	DISTANCIA	TIEMPO
De Salida de Tramo a Salida de Tramo	30,400	

DIST. TOTAL	DIST. PARCIAL	DIRECCION	INFORMACION	DIST. REGRE
23,100	5,400		C. Local s/nº 	7,300
		11	OJO COMIENZA HORMIGON	
23,950	0,850		C. Local s/nº 	6,450
		12		
24,300	0,350		C. Local s/nº x BI 4672 SEGUIR IZQ.	6,100
		13		
24,525	0,225		BI.4672 SEGUIR DRCHA	5,875
		14		
26,800	2,275		BI.4672 SEGUIR RECTO	3,600
		15		

ENLACE		DISTANCIA	TIEMPO	
De Salida de Tramo a Salida de Tramo		30,400		
DIST. TOTAL	DIST. PARCIAL	DIRECCION	INFORMACION	DIST. REGRE
28,950	2,150		Bl.4672 x Casco Urbano 	1,450
29,450	0,500		Casco Urbano x Bl. 3622 	0,950
29,700	0,250		Bl. 3622 	0,700
30,025	0,325		Bl. 3622 	0,375
30,400	0,375		BI - 3622 SALIDA DE TRAMO 	0,000
			100 mts. Después de Hito 55	